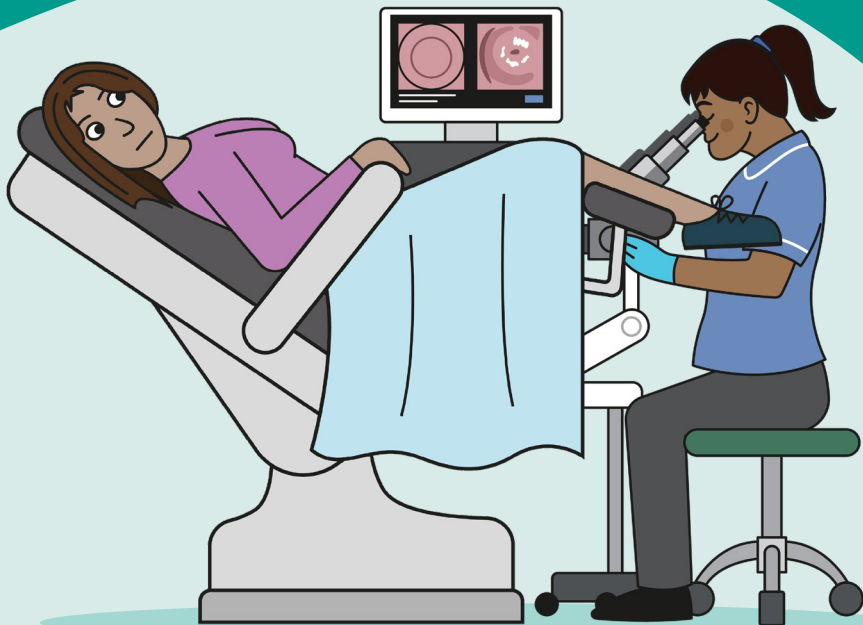


Having a Colposcopy

Information for patients

**Easy
Read**



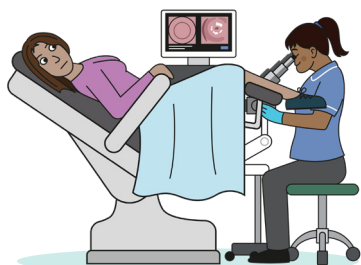
easy read



This booklet uses easy words and pictures.

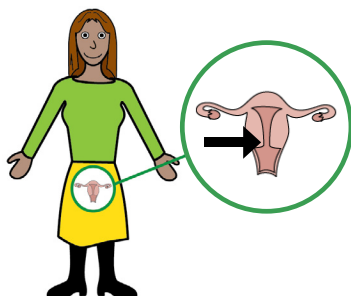
You might want to ask someone to help you read it.

colposcopy




A colposcopy is a test to look at your cervix.

cervix



Your cervix is at the top of your vagina, it is entrance to your womb.


go to hospital



You will go to
Colposcopy Clinic at
hospital.

Your appointment letter
will say where to go.

eat 2 hours before



It is a good idea to eat
about two hours before
the appointment.

appropriate clothing




Wear loose, comfortable
clothing for the
procedure.

support



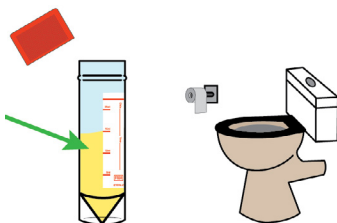
You can have someone with you for support.

assessment




Before the procedure the doctor or nurse will talk to you about what is happening.

urine sample



You might need to give a wee sample to be tested for pregnancy or infection.

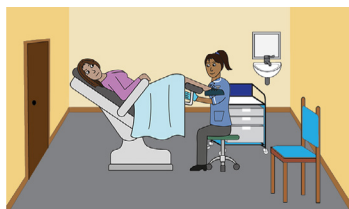
chaperone



SCAN HERE

The hospital will offer a staff member to chaperone.

clinic room



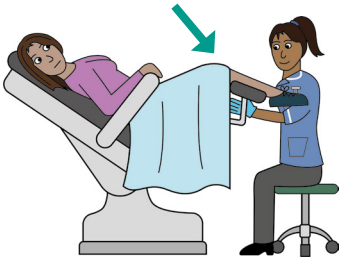
You will go into a clinic room for the procedure.

remove clothes



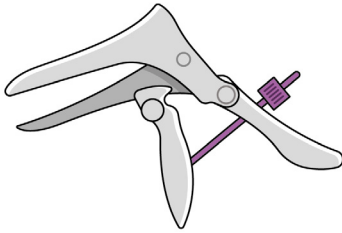
You will need to take your clothes and underwear off from the waist down.

leg support



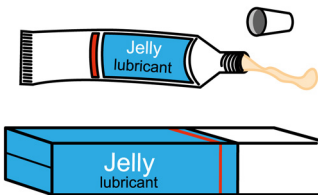
You will sit on a chair that tilts backwards with leg support.

speculum



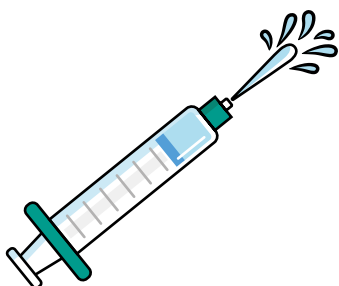
A speculum will be inserted into your vagina.

lubricant



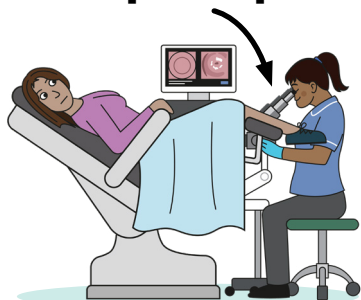
Some cold jelly will be put onto the speculum to help it go into the vagina..

cold liquid



Some cold liquid will go into your vagina via a syringe.

colposcope



The nurse or doctor will look at your cervix using a colposcope.

talk to you



Sometimes they take a sample or carry out a treatment.

They will talk to you about what is happening and what they are going to do.

uncomfortable



what medicine



plan



This procedure can be uncomfortable.

You can take simple pain killers before and after the procedure.

Always follow the instructions on the packets.


They will always let you know what they have seen and what the plan is.

go to toilet



You will need to go to the toilet before you go home.

ask



If you have any questions, you can ask the staff.

**health
passport**



If you have a Learning Disability or Autism diagnosis please complete a **Health Passport** and return it to the Learning Disability and Autism team on:

**leedsth-tr.lidautism
@nhs.net**



What did you think of your care?

Visit: www.leedsth.nhs.uk/patients/support/feedback-complaints/friends-family-test/

Scan or click the QR code - Your views matter



© The Leeds Teaching Hospitals NHS Trust • 1st edition (Ver 1)
Developed by: Kathleen Smith - QI Clinician, Learning Disabilities and Autism
All images / Resources Copyright © LYPFT easyonthei
Produced by: Medical Illustration Services • MID code: M20251006_018/DG

LN006107

Publication date
01 / 2026
Review date
01 / 2029