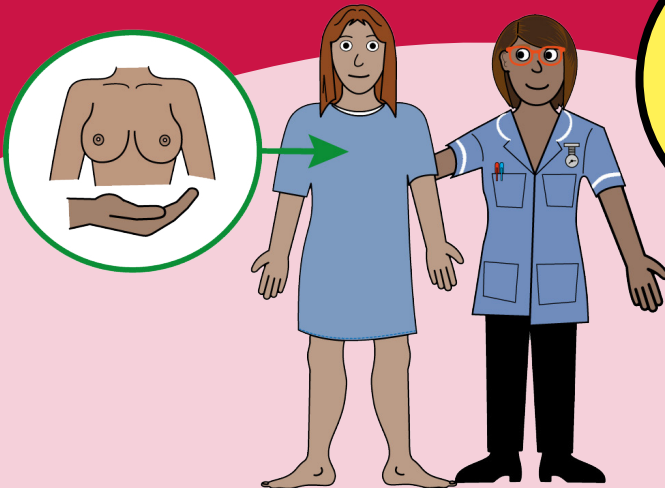


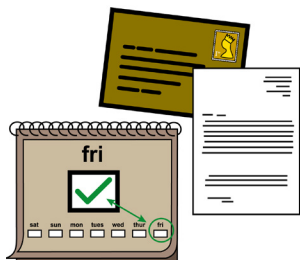
# Breast Screening Information and Appointment Letter

Information about my breast  
screening appointment


**Easy  
Read**




## appointment details



## date



## time



Dear

.....

.....

You have been invited  
for your breast screening  
appointment.

This is a routine  
appointment.

Your appointment is at:

.....

.....

Date:

.....

Time:

.....

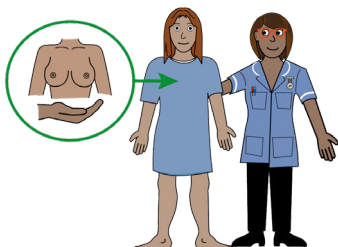
## **easy read**



This booklet uses easy words and pictures.

You might want to ask someone to help you read it.

## **breast care**



This appointment is to check your breasts are healthy.



There is a useful leaflet which looks like this which provides lots of information.



**read leaflet**



Reading this leaflet can help you decide if you want to have your breasts checked.

**choice**




It is your choice if you want to have your breasts checked.


**worried**



**roll on  
deodorant**



**skirt or  
trousers**



Having your breasts checked is important but if you are worried or unsure please call us on **0113 733 4974 - Option 6**

Please do not use talcum powder or a spray underarm deodorant before your appointment.

But you can use a roll-on deodorant.

It is a good idea to wear a top with a skirt or trousers, so you only have to take your top off for the test.

**friend**



You can bring a friend or carer with you.

**You  
can  
ask**

If you need any reasonable adjustments to attend the appointment; 'You Can Ask'.



**call**



If you need to change anything with your appointment, please call us on **0113 733 4974 - Option 6**

## An illustration of a woman with long brown hair, wearing a red long-sleeved shirt with a blue circular logo on the chest. She is pointing her right index finger towards a large QR code. To the left of the QR code is a document titled 'Get Me Better! Hospital Passport'. The document has a header with 'Get Me Better!' and 'Hospital Passport' below it. It contains several sections with icons and text, including 'My name is:', 'I have to be called:', 'I am an individual, please treat me with respect and dignity as you would expect to be treated by the hospital staff. The information in this passport will help you to do this better.', and 'Please bring this passport in the ward'. The QR code is a standard black and white square code.

If you have a Learning Disability or Autism diagnosis please complete a Health Passport and return it to the Learning Disability and Autism team on:

**leedsth-tr.lldautism@nhs.net**



**What did you think of your care?**

Scan the QR code or visit [bit.ly/nhsleedsfft](https://bit.ly/nhsleedsfft)

***Your views matter***



© The Leeds Teaching Hospitals NHS Trust • 1st Edition Version 1  
Developed by: Hayley Gibson, Principle Radiographer  
All images / Resources Copyright © LYPFT easyonthei  
Produced by: Medical Illustration Services • MID code: M20250702\_005/EP

LN006067  
Publication date  
10/2025  
Review date  
10/2028