


Having an EEG

Information for patients,
carers and relatives

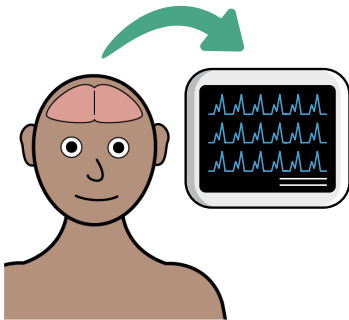
**Easy
Read**



easy read



brain activity



no pain




This booklet uses easy words and pictures.

You might want to ask someone to help you read it.

An EEG (electroencephalogram) is used to see what electrical activity is happening in your brain.


An EEG isn't painful.

support



Someone can stay with you in the room.

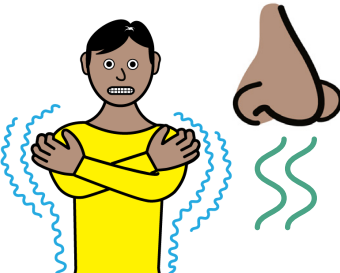
stickers and cables



The staff will touch your head and stick on some stickers.

They will connect cables to the stickers.

cold



These might be cold.

Some people think the glue is smelly.

computer




These connect to a computer that records the information.

activities




You can bring some activities to do.

20 minutes




You will need keep the stickers and cables on for 20 minutes.

stay still



You will need to stay still.

sticky



When the EEG is finished the cables and stickers will be removed.

Your hair might be sticky.

go home

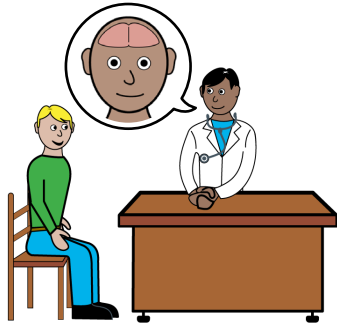


You will be able to go home after.


wash hair



results



ask



You will need to wash your hair when you get home.

The doctor will review the results and let you know what will happen next.

If you have any questions, you can ask the staff.

hospital passport



If you have a Learning Disability or Autism diagnosis please complete a Health Passport and return it to the Learning Disability and Autism team on:

leedsth-tr.lidautism@nhs.net

easy read leaflets



We have other easy reads to support you.

Scan this QR code to see our range of easy read leaflets.



© The Leeds Teaching Hospitals NHS Trust • 1st edition Ver 1.0
Developed by: Kathleen Smith • Quality Improvement Clinician for Learning
Disability and Autism. All images / Resources Copyright © LYPFT easyonthei
Produced by: Medical Illustration Services • MID code: M20231103_017/DG

LN005737
Publication date
01 / 2024
Review date
01 / 2027