

Source Isolation

Information for patients,
carers and relatives

**Easy
Read**



easy read



This booklet uses easy words and pictures.

You might want to ask someone to help you read it.

infection



Hospital staff think you might have an infection.

symptoms




You might have a temperature, rash, diarrhoea, vomiting or something else making you unwell.

treatment and support



spread infection



everyone safe




We will give you the right treatment and support.

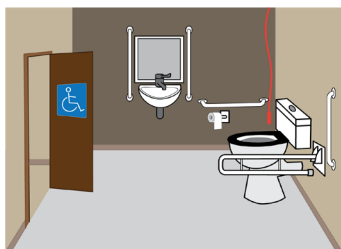
Until the infection is treated you can spread this infection to other people.

We want to keep you and everyone else safe in hospital.

source isolation



your own toilet



clean hands



You will move to an area or room on your own – this is called source isolation.

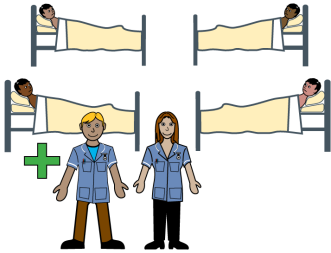
You will need to use a separate toilet whilst you have the infection.

All your visitors must follow good hand hygiene


PPE - personal protective equipment



ward



ask



Hospital staff might wear protective gear like face masks, gloves and aprons when supporting you.

As soon as it is safe you will leave source isolation and go back to the ward or go home.

Talk to your doctor or nurse if you have any questions.

hospital passport



If you have a Learning Disability or Autism diagnosis please complete a Health Passport and return it to the Learning Disability and Autism team on:

**leedsth-tr.lidautism
@nhs.net**



What did you think of your care?

Scan the QR code or visit bit.ly/nhsleedsfft

Your views matter



© The Leeds Teaching Hospitals NHS Trust • 1st edition Ver 1.0
Developed by: Melanie Hudson IPN • Infection Prevention Team
All images / Resources Copyright © LYPFT easyonthei
Produced by: Medical Illustration Services • MID code: M20231009_024/DG

LN005712
Publication date
10 / 2023
Review date
10 / 2026