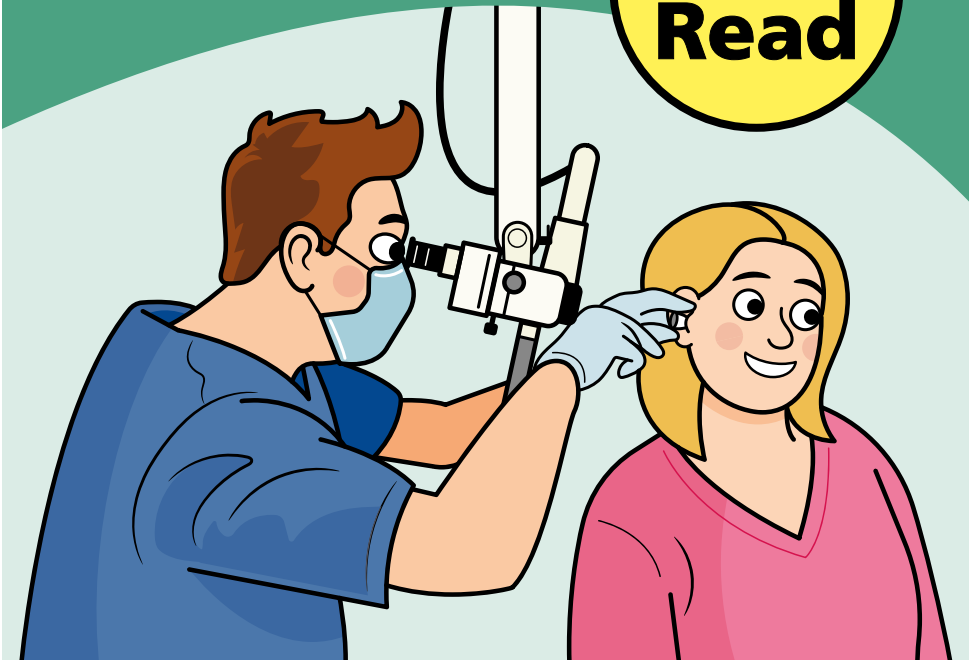


ENT Department Ear Wax Removal

Information for patients,
carers and relatives

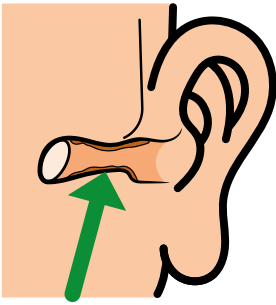
**Easy
Read**



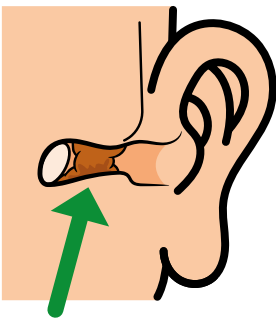
easy read



ear wax



blocked ears



This booklet uses easy words and pictures.

You might want to ask someone to help you read it.

Ear wax is normal.

sometimes this can become too much and make your ears blocked.

ENT staff



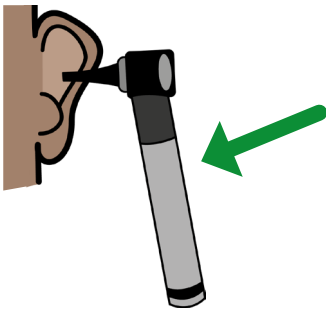
If this happens you will see an Ear, Nose and Throat (ENT) professional.

look in ear



They will want to look in your ear.

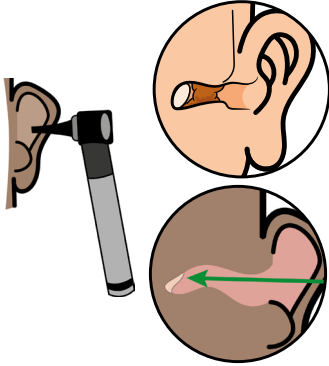
otoscope



They will use a tool called an otoscope.

This will not hurt.

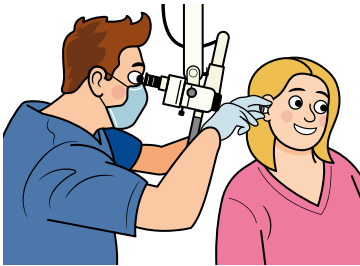
otoscope can see



The otoscope can help see:

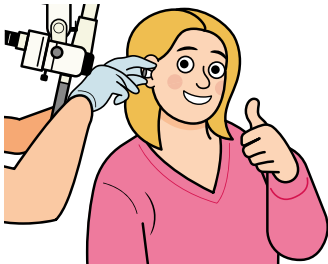
- Ear wax
- Ear drum problems

microscope



They will use a special microscope to remove the wax from your ear.

doesn't hurt



This might sound funny and feel funny in your ear.

It will not hurt.

hear better



You should now be able to hear better.

irrigation



Sometimes we will flush ear wax out with water (this is called irrigation).

hospital passport



If you have a Learning Disability or Autism diagnosis please complete a Health Passport and return it to the Learning Disability and Autism team on:

leedsth-tr.lidautism@nhs.net



What did you think of your care?

Scan the QR code or visit bit.ly/nhsleedsfft

Your views matter



© The Leeds Teaching Hospitals NHS Trust • 1st edition Ver 1.0
Developed by: Rachel Barwick - Clinical Nurse Specialist
All images / Resources Copyright © LYPFT easyonthei
Produced by: Medical Illustration Services • MID code: M20230522_006/DG

LN005646
Publication date
06 / 2023
Review date
06 / 2026