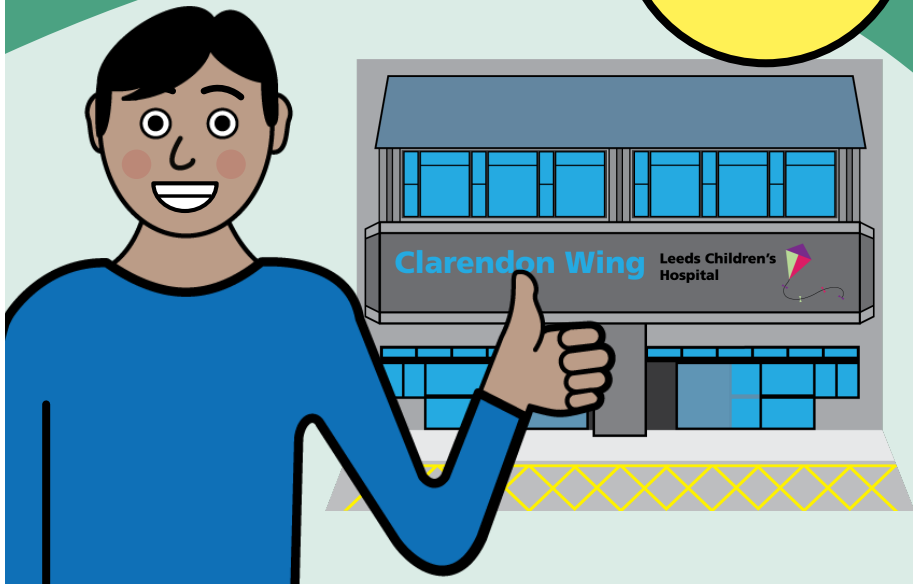


# Hospital Dental Visit under General Anaesthetic

Information for patients,  
carers and relatives

**Easy  
Read**



## easy read



This booklet uses easy words and pictures.

You might want to ask someone to help you read it.

## teeth checked



You need to come hospital to have your teeth checked.

## operating theatre



This will be done in an operating theatre.

So you do not feel them checking or touching your mouth.

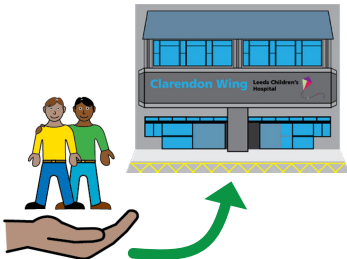
# Clarendon Wing



# reception



# support going to hospital




You will come to Leeds General Infirmary on the day of your appointment:

## Clarendon Wing Ward L49

You will be greeted at the reception desk, on the ward and told where to wait.

You can bring someone with you for support.

## home comforts



Please bring your home comforts to help you in the ward and during your wait.

## hospital passport



If you have a Hospital Passport please bring this.

If you do not have a hospital passport please think about filling one in.

find out more by scanning this QR code.

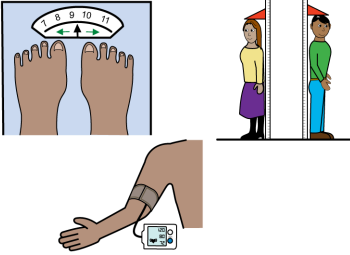


## friendly staff



The staff on the ward will help to make you comfortable while you wait

## weight, height, blood pressure



They will do some tests when you are on the ward.

## medicine



If you need any medicines before you go to theatre these will be given on the ward.

## taken to theatre



A nurse or porter will take you to theatre.

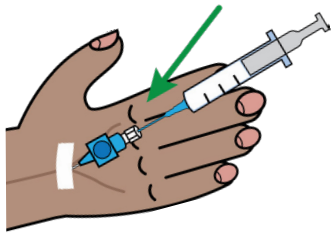
## general anaesthetic



You will have a general anaesthetic.

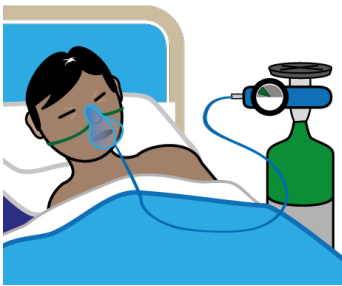
This is where they give you medicine to make you sleepy.

## cannula




If you can have a cannula they will give the medicine through this.

## oxygen mask



If you cannot have a cannula they will use gas through an oxygen mask to make you sleepy.


## **theatre blues**



## **check and clean teeth**



## **healthy mouth**



Everybody will be wearing Theatre Blues, also called scrubs.

They will check and clean your teeth.

They will do any work they need to to make your mouth healthier.

## recovery



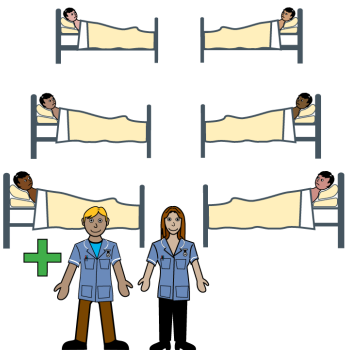
When they have finished you will go to an area called recovery to wake up.

## support



Whoever you brought in for support can meet you here.

## ward

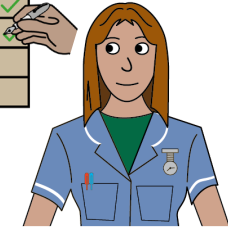


When ready you will go back to the ward.

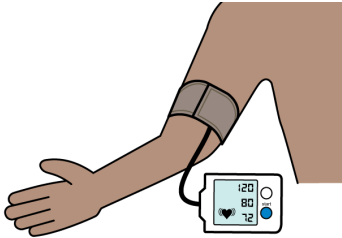


# health checks

checklist		
1	_____	
2	_____	✓
3	_____	✓
4	_____	
5	_____	
6	_____	



# blood pressure




# toilet



There are a few things the nurses must check on the ward, like;

- Your Blood Pressure.
- That you have been to the toilet for a wee.

## eat and drink



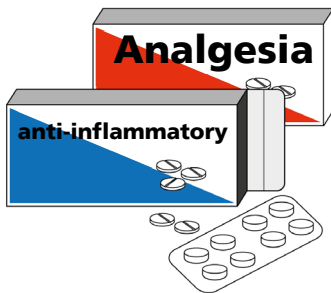
- You can eat and drink.

## sore mouth



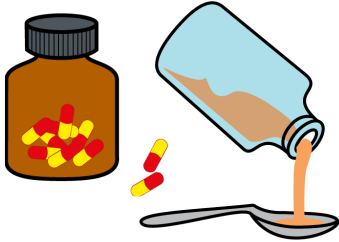
Your mouth might be sore.

## medicines



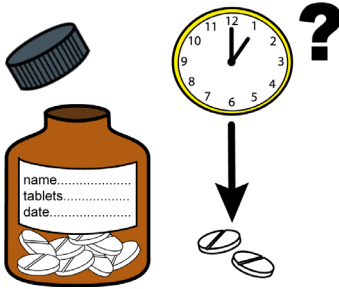
They will give you some medicines to take home if you need them.

## antibiotics



You may need antibiotics to stop, or treat an infection in your mouth.

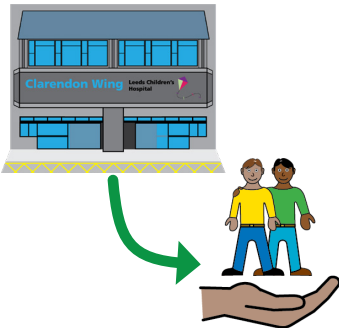
## when to take medicine



The staff on the ward will tell you how to take these.

It is important you follow the instructions.

## leave hospital



You can then leave the hospital.

## next steps



## hospital passport



Staff will tell what the next step is.

If you have a Learning Disability or Autism Diagnosis please complete a Hospital Passport and send to:

**leedsth-tr.lidautism@nhs.net**

find out more by scanning this QR code:



**What did you think of your care?**

Scan the QR code or visit [bit.ly/nhsleedsfft](https://bit.ly/nhsleedsfft)

**Your views matter**

