


# Having an ultrasound scan

Information for patients,  
carers and relatives

**Easy  
Read**



## easy read



This booklet uses easy words and pictures.

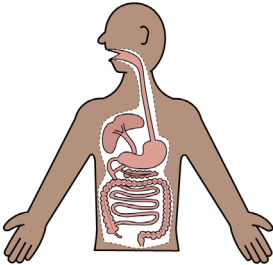
You might want to ask someone to help you read it.

## scan




Your doctor has said you need an ultrasound scan.

## look inside your body



This is so they can look inside your body to see how it is working.

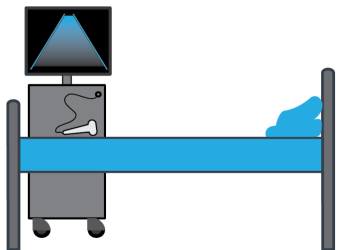
**no pain**



**hospital**



**scanning room**




An ultrasound scan does not usually cause any pain.

You might need to come to hospital for this scan.

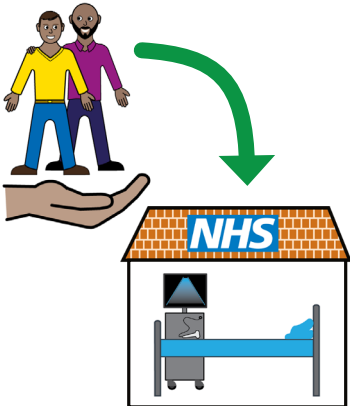
You will go into a room with the scanning machine.

## radiologist



You will be looked after by a radiologist.

## support



You can take someone in with you for support.

## jelly



They will put some jelly on your skin where they want to scan.

**cold**



**scan**



**tell staff**



This will feel cold.

They will then put the scanning probe over your skin.

Let the staff know if you are uncomfortable.

## next steps



When the scan is complete the staff will let you know what to do next.



**What did you think of your care?**

Scan the QR code or visit [bit.ly/nhsleedsfft](https://bit.ly/nhsleedsfft)

***Your views matter***



© The Leeds Teaching Hospitals NHS Trust • 1<sup>st</sup> edition Ver 1.0  
Developed by: Rachel Barwick - CNS  
All images / Resources Copyright © LYPFT easyonthei  
Produced by: Medical Illustration Services • MID code: M20230105\_002/DG

LN005554  
Publication date  
02 / 2023  
Review date  
02 / 2026