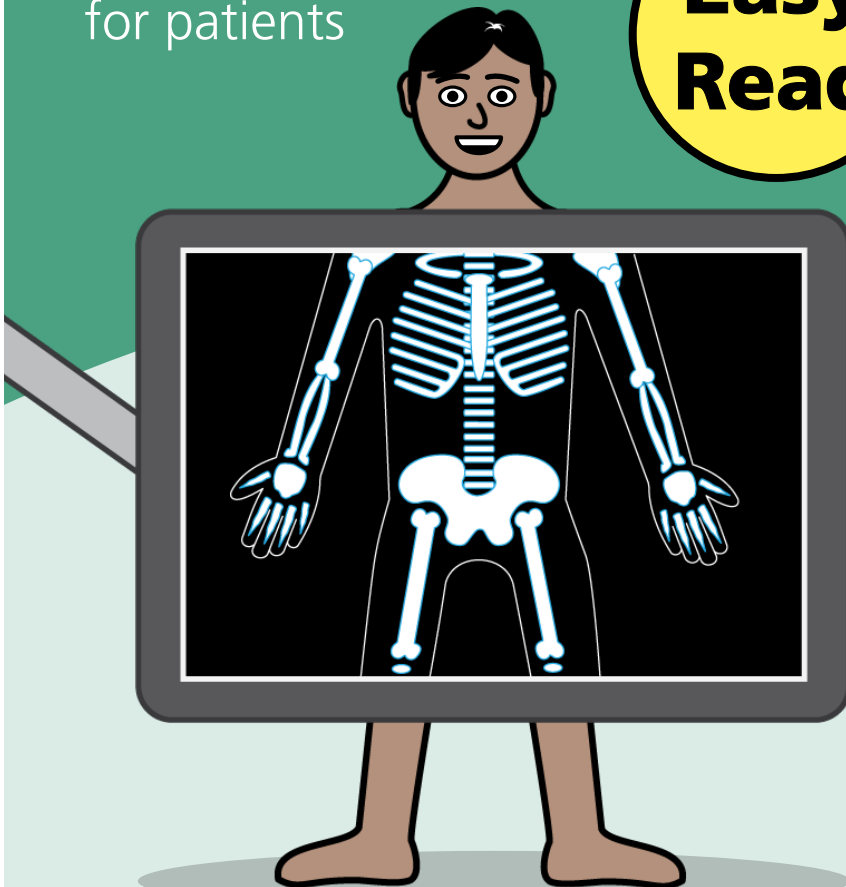


# Having an X-Ray

Information  
for patients

**Easy  
Read**




## easy read



This booklet uses easy words and pictures.

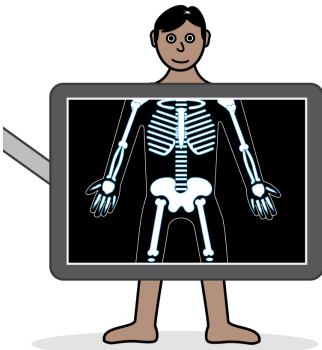
You might want to ask someone to help you read it.

## hospital




Your Doctor needs you to have an x-ray in hospital.

## x-ray



An x-ray is where they take a picture that can see inside your body.

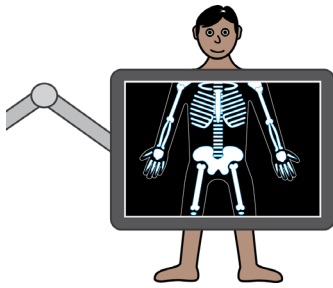
## **radiographer**



The X-ray staff are called Radiographers.


They will help you and tell you what you need to do.

## **x-ray machine**




There is a machine in the X Ray room that takes the pictures of your body.

## **no pain**



The X-Ray does not hurt.

**stay still**



You need to stay very still when they take the picture.

**friendly staff**



Then your x-ray is done.

The staff will tell you what to do next.



**What did you think of your care?**

Scan the QR code or visit [bit.ly/nhsleedsfft](https://bit.ly/nhsleedsfft)

***Your views matter***

