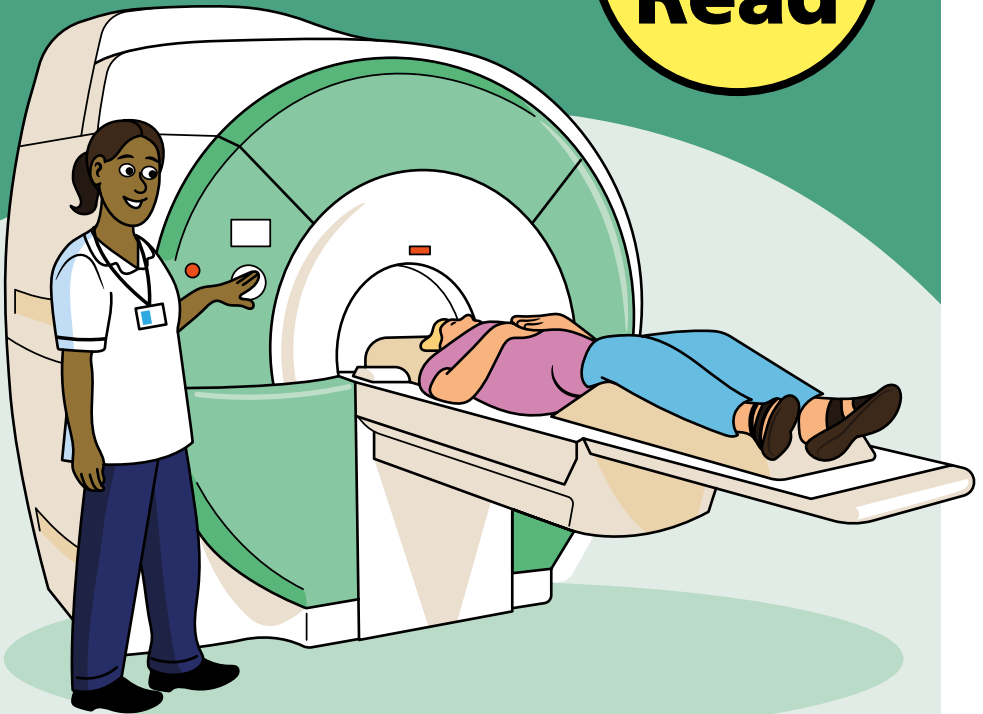


# Having an MRI Scan

Information for patients,  
carers and relatives

**Easy  
Read**





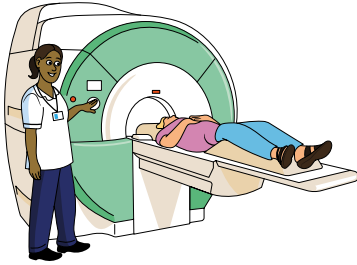
## easy read



This booklet uses easy words and pictures.

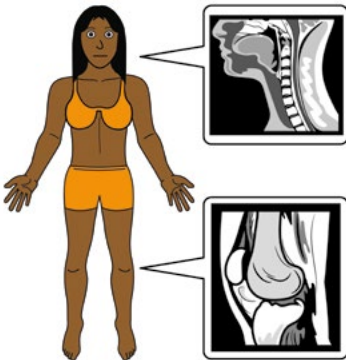
You might want to ask someone to help you read it.

## MRI scan



This booklet is about having an MRI scan.

## MRI pictures




An MRI scan takes pictures of the inside of your body.

## MRI scanner



The scanner looks like a big box with a hole in it. It has a special bed for you to lie on.

## does not hurt



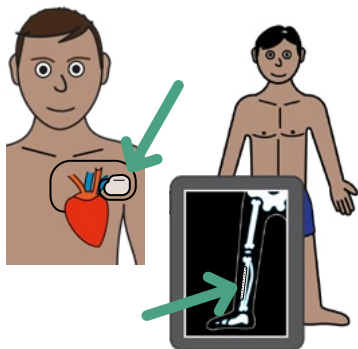
The MRI scan does not hurt and is not bad for you.

## no jewellery

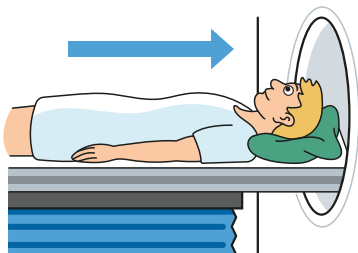


You can't wear any jewellery when having an MRI Scan.

## pacemaker or metal in body



## bed moves into scanner



## noisy



Let the staff know if you have a cardiac pacemaker or any metal work inside your body.

The bed you lay on will move into the scanner. The scanner is not very big.


The MRI is very noisy.

## music



You can listen to music.

## talk to staff



Tell the staff if you are worried, or have questions.





## What did you think of your care?

**Visit:** [www.leedsth.nhs.uk/patients/support/feedback-complaints/friends-family-test/](http://www.leedsth.nhs.uk/patients/support/feedback-complaints/friends-family-test/)

*Scan or click the QR code - Your views matter*

© The Leeds Teaching Hospitals NHS Trust • 2nd Edition Version 1  
Developed by: Kathleen Smith • Quality Improvement Clinician for Learning Disability and Autism. All images / Resources Copyright © LYPFT easyonthei  
Produced by: Medical Illustration Services • MID code: M20260114\_007/BW

LN005381  
Publication date  
02/2026  
Review date  
02/2029