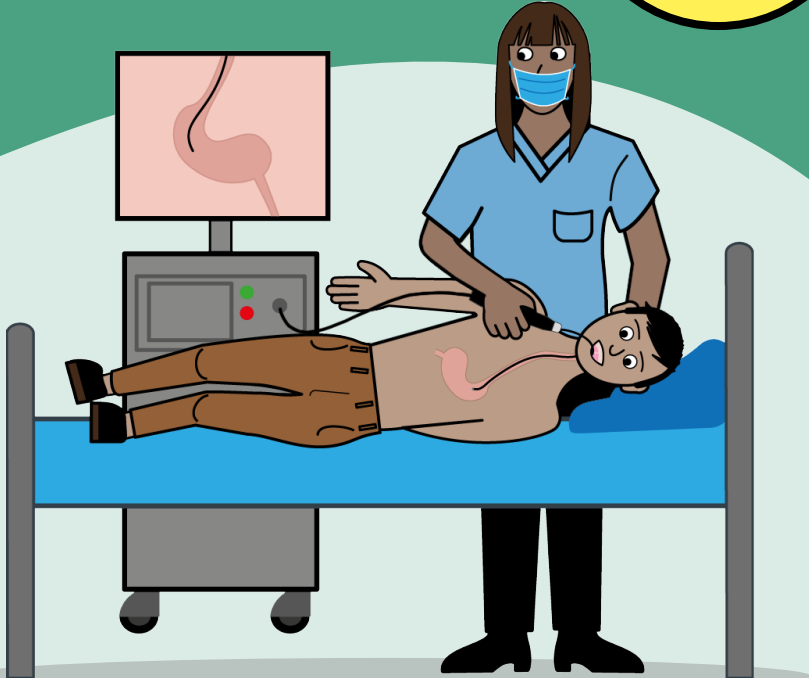


# What is a gastroscopy

Information for patients

**Easy  
Read**



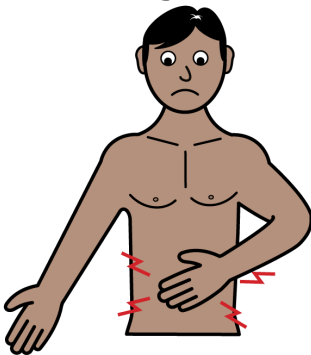
## easy read



This booklet uses easy words and pictures.


You might want to ask someone to help you read it.

## tummy ache



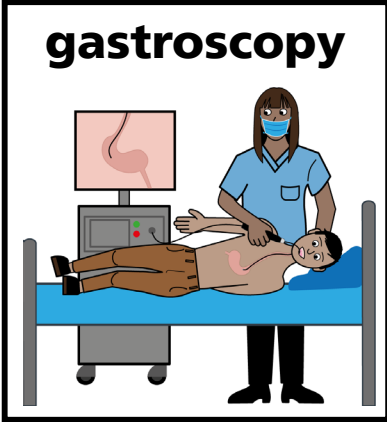
The doctor would like to look inside your tummy, to see what is the matter

## good care



You can have a gastroscopy test.

## **gastroscopy**




The hospital staff (endoscopist) can use a camera to look inside your tummy.



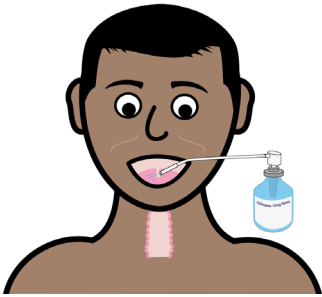
The camera is a long bendy tube which goes into your mouth.

## **mouthguard**

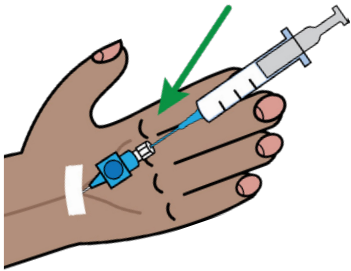


We place a mouth guard in to protect your teeth.

## throat spray




You might have a spray so that you don't feel the camera.




You might have medicine to make you sleepy and it more comfortable.

## endoscopist



Your endoscopist will talk to you about this.


**20 minutes**



**burp**



**feeling better**



The test will take between 5 - 20 minutes.

The gastroscopy test might make you burp.

That is ok.


Most people are fine when they have this test.

## recovery

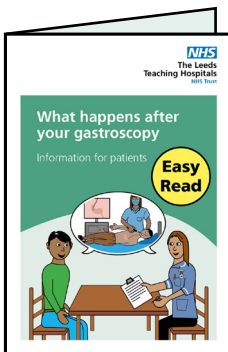


Your endoscopist will talk to you about this test and explain the result.

## home



Afterwards you can usually go home.



We have other leaflets available if you would like more information.





## What did you think of your care?

Scan the QR code or visit [bit.ly/nhsleedsfft](https://bit.ly/nhsleedsfft)

*Your views matter*



© The Leeds Teaching Hospitals NHS Trust • 1<sup>st</sup> edition Ver 1.0  
Developed by: Shannon Berry • Sister, Abdominal Medicine and Surgery.  
produced in conjunction with the Learning disability and Autism team.  
All images / Resources Copyright © LYPFT easyonthei  
Produced by: Medical Illustration Services • MID code: M20210805\_008/DG

**LN005096**  
Publication date  
10/2022  
Review date  
10/2024