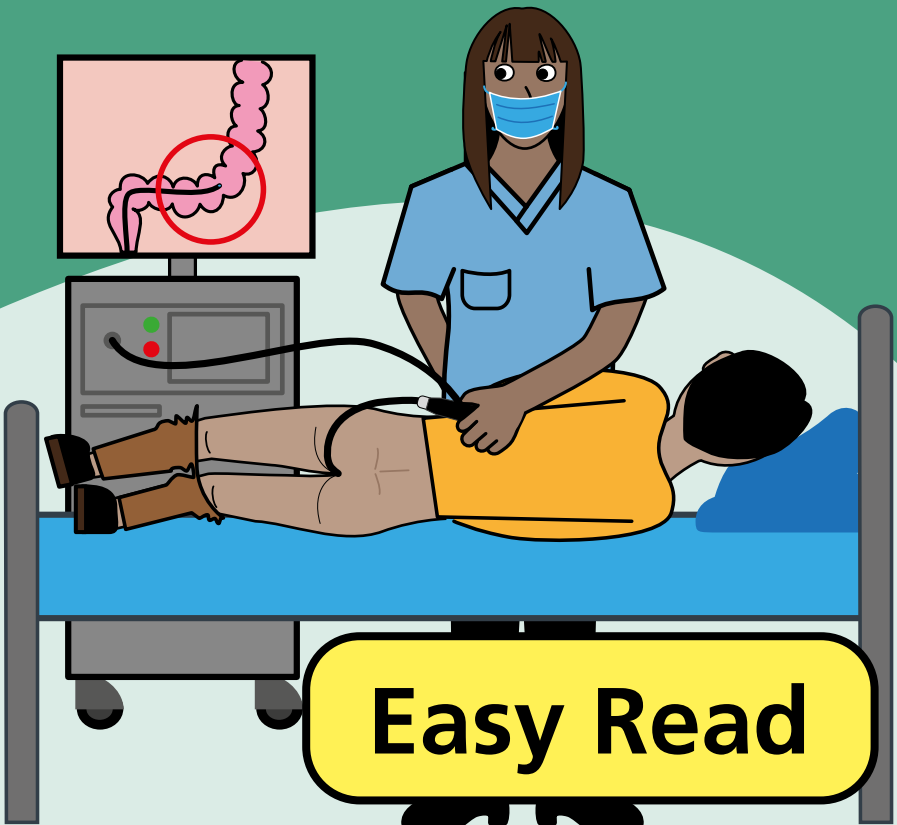


# What is a flexible sigmoidoscopy

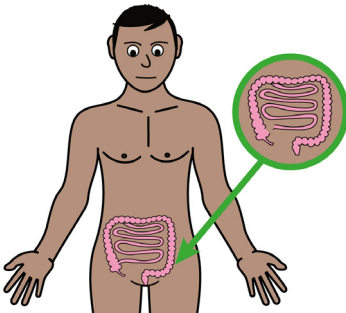
Information for patients



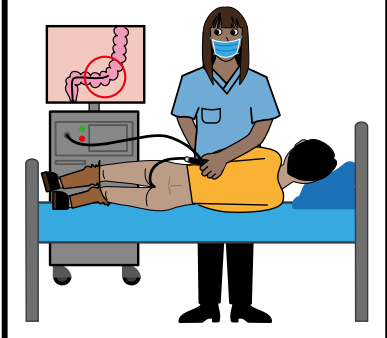
## easy read



## bowel



## sigmoidoscopy



This booklet uses easy words and pictures.

You might want to ask someone to help you read it.

The doctor would like to look inside your bowel.

You can have a flexible sigmoidoscopy.

## Phosphate enema



The nurse will give you  
an enema.

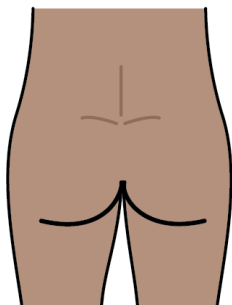


This will make you poo.

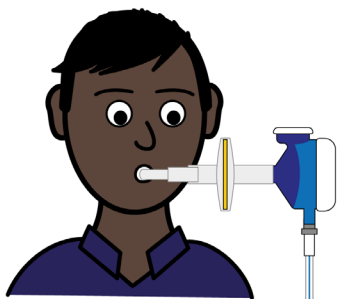


The hospital staff can  
use a camera on the end  
of a long bendy tube.

**bottom**



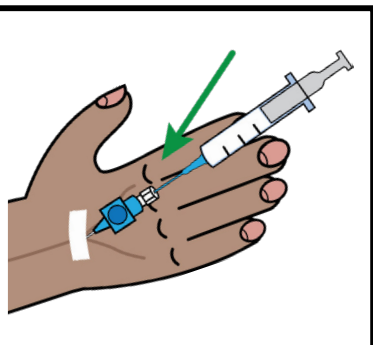
**entonox  
mouth piece**




This bendy tube goes into your bottom.

You might use gas and air to help you feel comfortable.

You might have medicine to help you relax.

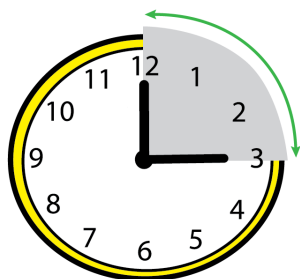


## endoscopist



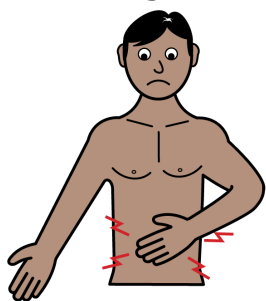
Your endoscopist will talk to you about this.

## 15 minutes




The test will take about 15 minutes.

## tummy ache



The test might make you pass wind (trump).



That is ok and will help with tummy ache.




Most people are fine when they have this test.



Your endoscopist will talk to you about this test and explain the result.

**home**



You can then go home.



## What did you think of your care?

Scan the QR code or visit [bit.ly/nhsleedsfft](https://bit.ly/nhsleedsfft)

*Your views matter*



© The Leeds Teaching Hospitals NHS Trust • 1<sup>st</sup> edition Ver 1.0  
Developed by: Shannon Berry • Sister, Abdominal Medicine and Surgery in  
conjunction with the Learning disability and Autism team.  
All images / Resources Copyright © LYPFT easyonthei  
Produced by: Medical Illustration Services • MID code: M20210805\_007/DG

**LN005095**  
Publication date  
02/2022  
Review date  
02/2024