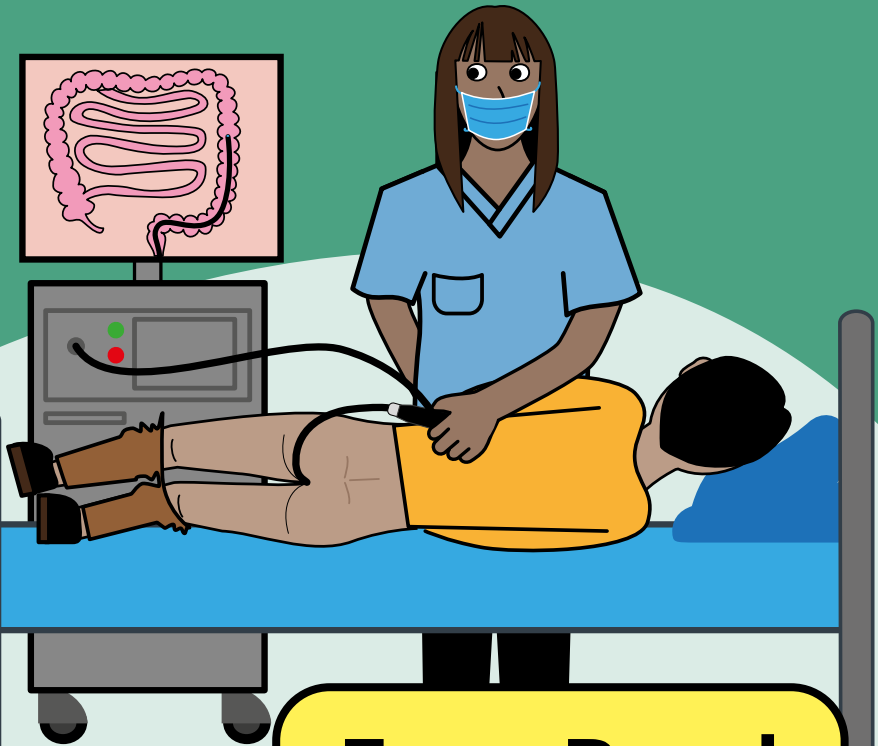


# What is a colonoscopy

Information for patients



**Easy Read**

## easy read



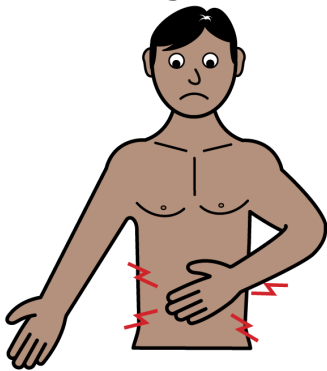
This booklet uses easy words and pictures.

You might want to ask someone to help you read it.



You might be going to the toilet more.

## tummy ache




You might be having tummy ache.

## colonoscopy



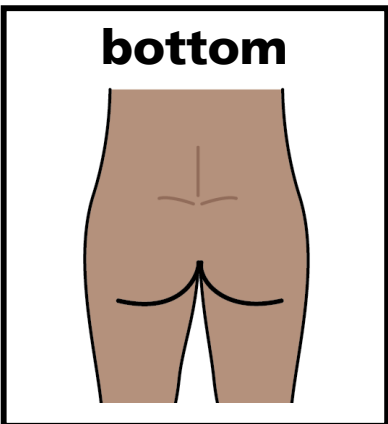
The doctor would like to look inside your bowel.

You can have a colonoscopy.



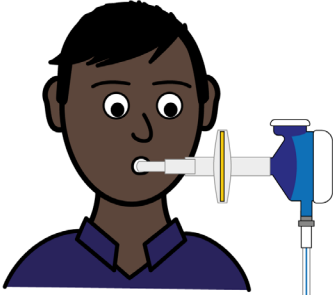
The endoscopist will use a camera on the end of a long bendy tube.

## bottom

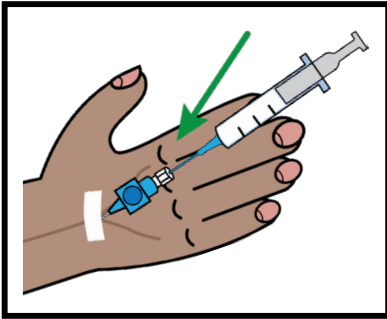


This goes into your bottom.

## entonox mouth piece




You might use gas and air to help you feel comfortable.




You might have medicine to help you relax.

## endoscopist



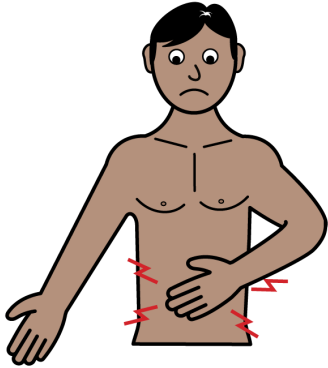
Your endoscopist will talk to you about this.

**1 hour**



The test will take about 1 hour.

**tummy ache**




The test might make you pass wind (trump).



That is ok and will help with tummy ache.


**feeling better**



**recovery**



**home**



Most people are fine when they have this test.

Your endoscopist will talk to you about this test and explain the result.

You can then go home.





## What did you think of your care?

Scan the QR code or visit [bit.ly/nhsleedsfft](https://bit.ly/nhsleedsfft)

*Your views matter*



© The Leeds Teaching Hospitals NHS Trust • 1<sup>st</sup> edition Ver 1.0  
Developed by: Shannon Berry • Sister, Abdominal Medicine and Surgery  
in conjunction with the Learning disability and Autism team  
All images / Resources Copyright © LYPFT easyonthei  
Produced by: Medical Illustration Services • MID code: M20210805\_006/DG

**LN005094**  
Publication date  
02/2022  
Review date  
02/2024