

Having a Nasogastric Tube

Information for patients



Easy Read

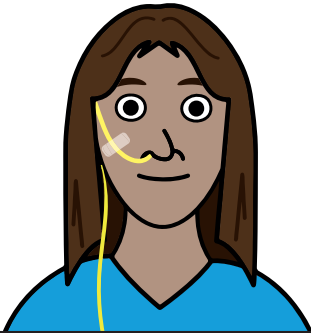
easy read



This booklet uses easy words and pictures.

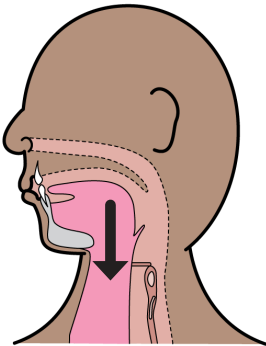
You might want to ask someone to help you read it.

NG tube




You might need a tube in your nose to give you food, drink and medicine.

This is called a NG Tube.



The tube goes up your nose and down your throat to your tummy.



Your nurse will put the tube up your nose.

It won't hurt but might feel uncomfortable.



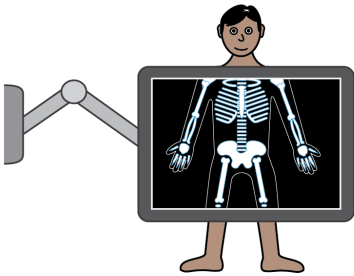
It might make you feel like you are going to be sick.

This feeling should stop once the tube is in.



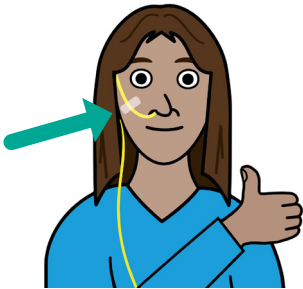
The nurse will check that the tube is in the right place in your tummy.

x-ray



You might need to have an x-ray to check the tube.

plaster




The nurse will put a plaster on to hold the tube in place.

Once in place the tube should feel comfortable.



Don't pull the tube, it will move out of place.

talk to your nurse



Speak to your nurse if you have any questions.

Get me? Get Me Better!
NHS
Hospital Passport

My name is:

I like to be called:

If you have a Learning Disability or Autism diagnosis please complete a Health Passport and return it to the Learning Disability and Autism team on: leedsth-tr.lidautism@nhs.net



What did you think of your care?

Scan the QR code or visit bit.ly/nhsleedsfft

Your views matter



© The Leeds Teaching Hospitals NHS Trust • 2nd edition (Ver 1)
Developed by: Alison Conyers • Lead Professional, Learning Disabilities and
Autism. All images / Resources Copyright © LYPFT easyonthei
Produced by: Medical Illustration Services • MID code: M20230808_002/BP

LN004814
Publication date
11/2023
Review date
11/2026