

Leeds Dental Institute One Day Unit
**Bringing a child for dental
treatment under general
anaesthetic in the morning**

Information for patients



Dear

Arrangements have now been made for your child named:

.....
to be admitted to the One Day Unit at the Leeds Dental Institute for surgery under general anaesthetic on:

..... atam.

It is essential that you closely follow the instructions below on the day of surgery, as failure to do so may result in their surgery having to be cancelled.



No food at all after midnight



Tap water until arriving

Please note this includes **NO sweets or chewing gum.**

Important information

- If your child usually takes medication, this should be taken as normal with a sip of water, unless otherwise directed by the nursing or medical staff.
- Please make sure no jewellery or nail varnish is worn on the day.
- You should accompany your child and remain on the premises until your child is discharged back to your care later that day.
- Following surgery, your child must go home by car / taxi accompanied by an adult carer who cannot be the driver.
- On returning home, your child must not be left alone or unsupervised for a period of 24 hours.
- Your child should not return to school for a minimum of 24 hours.
- The list is run as efficiently as possible, but there will be some waiting time as the surgeon does not confirm the operation list order until the day of admission. You can expect to remain in the department for 4-5 hours. It is advisable to bring something for you and your child to do whilst waiting.



Leeds Dental Institute main entrance

Medical / Dental Teaching

This is a hospital which trains medical, dental and nursing students. Students may be present for teaching purposes during your stay. If you do not wish students to be present, please inform the nurse in charge.

This will not affect your treatment in any way.

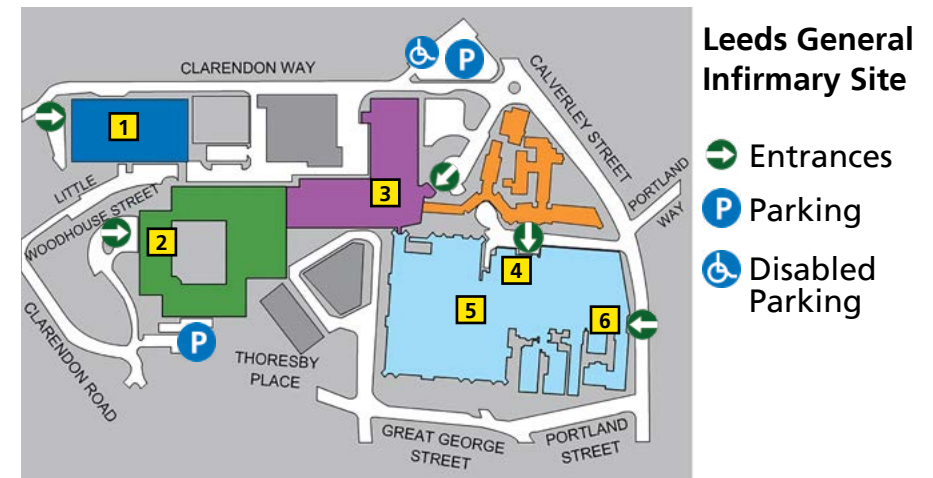
Contacting the Department

If you have any queries, or you are unable to attend, please contact:




One Day Unit on **0113 343 6216**







Leeds Dental Institute switchboard **0113 244 0111**

How to get to the One Day Unit



Leeds General Infirmary Site

-  Entrances
-  Parking
-  Disabled Parking

- | | |
|---|---|
|  Leeds Dental Institute |  Martin Wing |
|  Leeds Children's Hospital |  LGI Old Site |
|  Jubilee Wing |  Brotherton Wing |

Address: **The One Day Unit**, Leeds Dental Institute, Clarendon Way, Leeds, LS2 9LU

By car: Parking is limited, some spaces are available at the multi-storey car park – see map.

By bus: From Leeds city centre – City Bus to Leeds Dental Institute for a small charge.

Information to help you prepare for dental day surgery

The appointment time you have been given is an admission time and not the time you can expect the surgery to take place.

- When you arrive, you and your child will be seen by a nurse, a dentist and an anaesthetist.
- The nurse will check that your child has not had any health problems since pre-assessment, and that they are fit and well. We will check that fasting instructions have been adhered to. We will weigh your child, put on name bands and we may put local anaesthetic cream on the back of the child's hands.
- The dentist will check the treatment plan consent, and will make sure you are happy with the planned treatment.
- The anaesthetist will discuss the anaesthetic with you.
- If you have any questions, you will have the opportunity to discuss these with staff.
- Sometimes a pain killing medicine is given to your child before their anaesthetic.
- We do not usually ask children to wear a hospital gown. It is a good idea for them to come in comfortable, loose fitting clothing.
- You will be able to accompany your child into the anaesthetic room and stay with them until they are asleep. Due to limited space, only one adult will be able to go into the anaesthetic room.

- All children will need to have a cannula (small plastic tube) in the back of the hand. For some children, this will be used to administer the anaesthetic. For some children, the anaesthetic will be breathed in via a face mask and the cannula put in once they are asleep. Usually, the cannula is removed as the child is waking up, so there will be a dressing – small cotton wool roll and tape – on the back of the hand when the child wakes fully.
- Once your child is awake, you will be brought together and you can stay together until discharge.

Following surgery your child may:

- be disorientated and unsure where they are
- feel dizzy or drowsy, and some children feel sick
- have some blood in their mouth if they have had teeth extracted
- have some discomfort in the mouth
- if local anaesthetic has been used, they may be unable to feel their lips or nose.

You can reassure your child that these feelings will not last long.

Once awake, children usually stay in the department for 30-60 minutes. Your child will usually need to have a drink and be steady on their feet before they can go home. We can give further pain relief if required and we have a selection of juices and cereals which your child may want to have before discharge home.

Your child will need to have some pain relief at home following surgery. Your child may need to have soft food for a day or two after their surgery.

Disclaimer

The Trust cannot accept liability for the loss or damage of patient's property unless it can be demonstrated that there has been negligence on the part of the Trust.

Our website

www.leedsth.nhs.uk/patients-visitors/our-hospitals/leeds-dental-institute/

or scan the QR code on your device



What did you think of your care?

Scan the QR code or visit bit.ly/nhsleedsfft

Your views matter



© The Leeds Teaching Hospitals NHS Trust • 2nd edition Ver 1

Developed by: Margaret McClellan and Ruth Burgess

Produced by: Medical Illustration Services • MID code: 20191202_006/JG

LN004211
Publication date
10/2020
Review date
10/2022