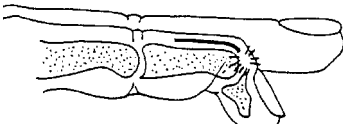


Mallet Splint Instructions

Information for patients

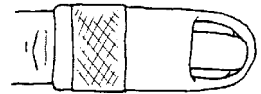


A tear in the tendon

You have a condition known as a 'Mallet Finger'. You have torn the tendon (guider) that straightens the tip of your finger.

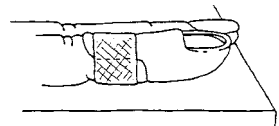
The tendon will heal without an operation, as long as you wear the splint that we have given to you **CONTINUOUSLY FOR A FULL 6 WEEKS.**

Occasionally if the bone is fractured (broken) we may advise you to wear the splint for less than 6 weeks.

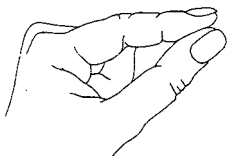


Splint in position

If for any reason you have to remove the splint, eg because your finger has got wet or dirty, put your hand flat on the table so that the tip of the mallet finger is kept straight, while you remove and replace the splint.



Finger flat on a table



Keep tip straight

You must hold the mallet finger straight with the thumb of the same hand while you wash and dry the finger. Do not let the tip bend at any time or all the good work done by the splint will be undone.

If you have any problems with the splint please contact the Accident and Emergency Department on **(0113) 392 5549 (paediatric) or (0113) 392 2512 (adult)**