

Dermatology Clinic • Wharfedale Hospital

# Skin surgery - local anaesthetic, appointments and procedures

Information for patients



This leaflet has been designed to help you prepare for skin surgery procedures by answering a few commonly asked questions.

### **What will happen?**

On arrival you will be given a copy of the consent form to read.

The doctor will describe the procedure fully and answer your questions in privacy. You will be asked to sign the consent form once you have been fully informed of the risks and benefits of the procedure and wish to continue.

### **Why is the procedure needed?**

In order to diagnose your skin condition, so that the doctor can offer you the best treatment and/or remove a skin lesion.

### **Do I need to fast (not eat)?**

You can eat normally. All procedures are done following an injection of local anaesthetic. If you have reacted to local anaesthetic before it is important to tell the doctor. The injection will sting, but the skin quickly becomes numb. Following the injection you do not feel pain, but you will feel touch and pressure. The doctor will ensure that the anaesthetic has been effective before continuing. You will be awake throughout the procedure.

## **I regularly take aspirin or warfarin, should I tell the doctor?**

Yes. It is essential that the doctor knows if you take tablets that may make you bleed more than normal.

### **Warfarin**

If you take warfarin you should be given separate information regarding having your blood checked three days before the procedure

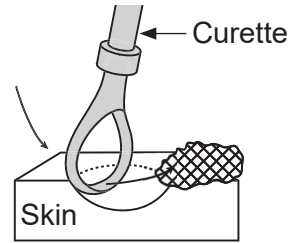
### **Care after the procedure**

A dressing is normally applied to the biopsy site and this should be left on for at least 48 hours. The doctor will tell you and your General Practitioner the results. The nurse will advise you about removal of your stitches. They will also give you advice on wound care and post operative pain control, and give you a wound care leaflet. It is important you follow these instructions to enable healthy healing.

**Common diagnostic test and procedures include the following:**

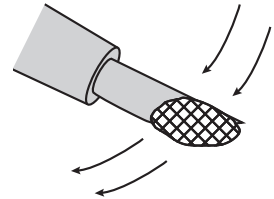
**Curettage**

An instrument called a curette is used to scrape away the lesion, this leaves a cut surface, like a graze.



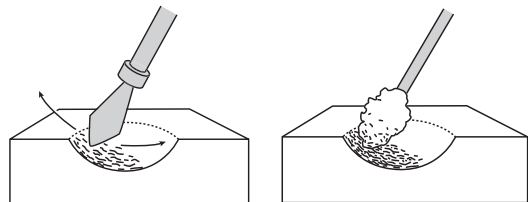
**Shave Biopsy**

The skin around and under the lesion is injected with local anaesthetic, this will raise and firm the skin. A sharp scalpel blade is used to precisely remove or take a diagnostic sample from the lesion, leaving a shallow cut surface.



Following either 'curettage' or 'shave' an electro-surgical device or chemical is used to stop the bleeding. You may see a dark area of burnt skin. This will flake away naturally as the skin heals. Both of the above procedures may cause scarring. There is a risk of bleeding.

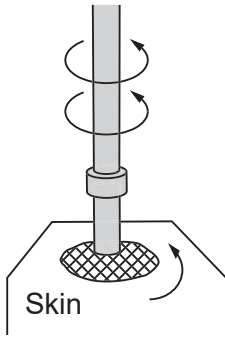
Either an electro-surgical device or a cotton bud that has been dipped into a chemical is used to stop bleeding.



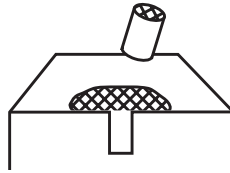
## Punch Biopsy:

A punch biopsy blade is used to take a small round core of tissue ranging from 2mm to 7mm in diameter. 4mm is the more usual size. This allows the pathologist to investigate a full thickness view of the skin. The wound may be closed with a stitch. There is a risk of bleeding and infection. A scar may be seen following the procedure.

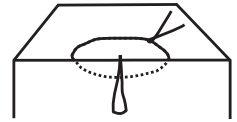
1. The punch biopsy blade is rotated downwards



2. A small round tissue sample is removed

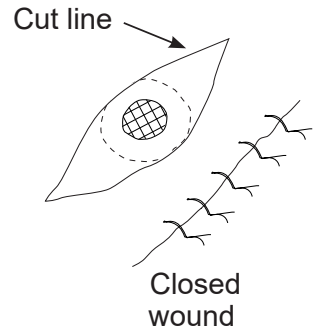


3. A stitch may be used to close the wound



## Elliptical Excision

An ellipse shape is cut around the lesion and it is cut away in a way that enables a flush closure without puckering. Often the resulting scar is a line. In younger patients, because of natural 'tug' of the elastic skin, the scar may be more noticeable - a stretched scar. Some people can develop a thicker scar, called a keloid scar. This is a slight risk, but one that is impossible to predict. There is a small risk of bleeding or infection. There are different ways of closing the wound, if external stitches are used, they will be often removed in 5 - 14 days.



## The Dermatology Clinic runs each:

**Monday - 8:30am - 12:30pm (Except Bank Holidays)**

- An appointment system operates.
- An appointment will be booked for a time convenient to you.
- Please allow between 30 - 60 minutes for the procedure.
- Allow two hours for parking.
- Please prepare for your journey home especially if you have come by car, as it may not be possible to drive, if for example a biopsy has been taken from your hand, foot or close to your eye.
- You can bring a friend to accompany you.

### *For further information: Pre or post procedure*

**Telephone: 0113 392 1559**

**Pre or post procedure between 9.00am - 5.00pm**

### *For appointment queries:*

**Telephone: 0113 392 1659**

**Pre or post procedure between 9.00am - 5.00pm**

## Transport

The bus service from Leeds City to Otley Town Centre is number X84. The bus service from Otley Town Centre to the hospital are numbers 940, 965 and 967.

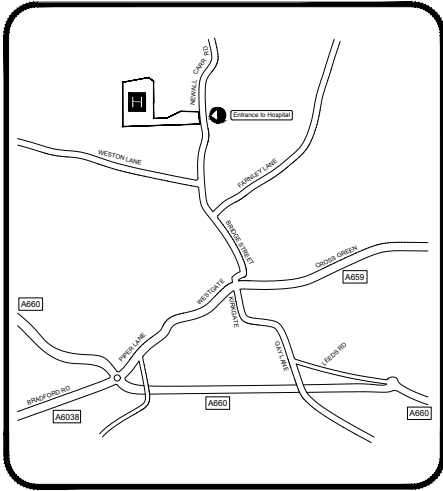
## Parking

There is a 'Pay and Display' car park at Wharfedale Hospital.

## Food and drinks

The Fontanella cafe is open Monday to Friday and vending machines are also available.

# Wharfedale Map



## USEFUL INFORMATION

Main Hospital Switchboard ☎ 01943 465522  
 Bus Timetable Information ☎ 0113 2457676

## FIND US AT:

<http://www.leedsth.nhs.uk/wharfedale-hospital>

## PARKING INFORMATION

Pay on Foot machines take 5p 10p 20p 50p  
 £1 £2 coins only (No change machines on site)  
 Cards & Contactless Payments

## PUBLIC TOILETS

Public & Disabled Toilets are situated on the Ground & First Floors by the North & South Entrances / staircases

## BEVERAGE & FOOD FACILITIES

Food & beverages are available from the Coffee Shop.  
 08:00 - 04:00 Monday to Friday  
 Vending machines are available in the Main Reception  
 07:00 to 23:00 hours, 7 days a week

## KEY TO WARDS & DEPARTMENTS

### Level LG

AUDIOLOGY  
 LYMPHOEDEMA UNIT  
 PHYSIOTHERAPY / GYM  
 PRE-ASSESSMENT UNIT  
 PRE-ADMISSIONS UNIT

### Level G

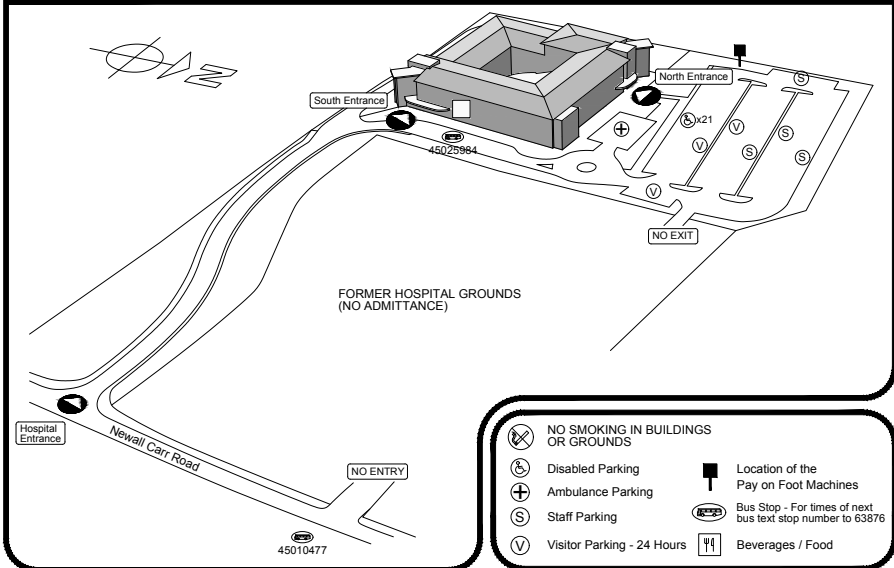
ANTI-COAGULANT UNIT  
 CARDIOLOGY  
 CHEVIN WING  
 PHLEBOTOMY / PATHOLOGY  
 MAIN RECEPTION  
 MINOR INJURIES UNIT  
 NORTH & SOUTH ENTRANCES  
 OUTPATIENTS  
 RADIOLOGY  
 RESTAURANT

### Level 1

Ward W1 - DAY SURGERY UNIT  
 DAY TREATMENT UNIT  
 ENDOSCOPY  
 THEATRES

### Level 2

BILBERRY UNIT  
 HEATHER UNIT



	NO SMOKING IN BUILDINGS OR GROUNDS		Location of the Pay on Foot Machines
	Disabled Parking		Bus Stop - For times of next bus text stop number to 63876
	Ambulance Parking		Beverages / Food
	Staff Parking		
	Visitor Parking - 24 Hours		

Every care and attention has been taken to ensure the accuracy of information given. The Leeds Teaching Hospitals NHS Trust accepts no responsibility for any inconvenience caused as a result of alterations or inaccuracies.

Revised - 30 October 2019



## What did you think of your care?

Scan the QR code or visit [bit.ly/nhsleedsfft](https://bit.ly/nhsleedsfft)

*Your views matter*



© The Leeds Teaching Hospitals NHS Trust • 3rd edition Ver 1.0  
Developed by: Deborah Brown, Senior Sister  
Design by Medical Illustration Services 20230816\_005/NR

LN001193  
Publication date  
12/2023  
Review date  
12/2026